

## Installation instruction

### Multi sensor motion/light



The Mymesh multi sensor motion/light is part of the Mymesh Building Light Control product suite for wireless lighting control. The multi sensor is a wireless motion detector and light sensor with a battery for flexible wall/ceiling mounting. The multi sensor is able to automatically control lighting fixtures with Mymesh light control based on presence and light level.

#### Safety



- Installation and service should be performed by qualified personnel only.
- Do not use the multi sensor if it is damaged.
- This product contains a **non-replaceable** and **non-rechargeable** Lithium battery
- The multi sensor is suitable for use at indoor and covered outdoor locations (IP54 protection class).

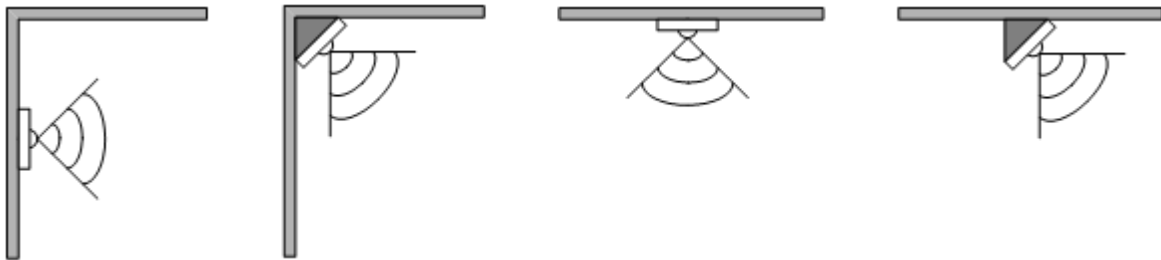
#### Application

Refer to the multi sensor product sheet (see [chess.nl](http://chess.nl)) for the product specifications and environmental conditions.

## Location

Locate the multi sensor in the direct neighborhood of other Mymesh products. Mount the multi sensor on the ceiling or wall. Take notice of the following:

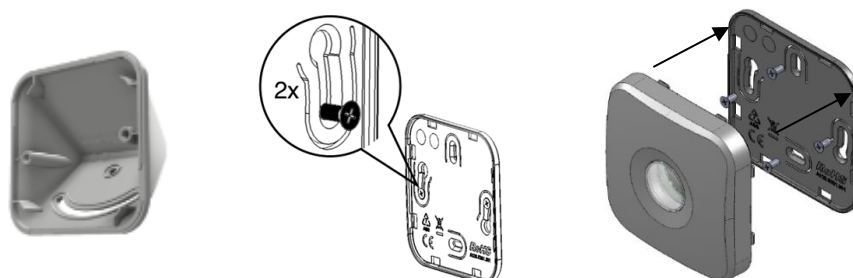
- Point the multi sensor at the desired detection zone. Refer to the product specifications for presence detection specifications.
- When the multi sensor is used for daylight harvesting light control, it should be mounted such that no direct sunlight may beam on the sensor. Also avoid indirect sunlight, e.g. by reflection on water surfaces or parked cars direct outside the room.
- Ensure that the multi sensor is not influenced by lighting of another group in the room.
- Avoid positions vulnerable for mechanical impact (e.g. by transport carts).

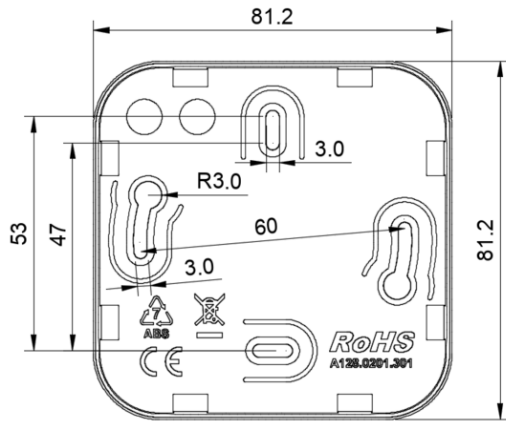


**Mounting examples**

## Installation

- The multi sensor contains an (internal) antenna for wireless communication with other Mymesh products. Operation of the antenna should not be disrupted.
  - Do not mount the multi sensor inside a metal housing or directly next to a large metal object.
  - Some glass and plastic materials influence the operation of an antenna.
  - Contact Chess in case of doubt.
- Attach the mounting plate with at least 2 screws or double-sided adhesive tape to a wall or ceiling.
- Use the optional 45° bracket to mount the multi sensor under an angle.
- Insert the multi sensor at one side in the mounting plate and push the multi sensor until it locks.





### Mounting plate dimensions



press and hold

### Configuration

Use the iPad Mymesh commissioning app for configuration of the multi sensor. Enable *commission mode* by operation of the hidden push button (see arrow on bottom) until the LED flashes 3x.

The motion detection is active in *commission mode* (red LED on = motion detected). After operation of the push button or 60 sec the multi sensor will go to *normal mode* again.

When a sensor is commissioned for the first time, commission mode can be entered by press and hold the button until the LED flashes 2x and 3x, and next release the button within 5 sec. Commissioning of the sensor is now possible. Motion detection is only available after first commissioning in an installation.

Following configuration options are available:

- Presence detection (one or more sensors)
- Daylight harvesting light control (one sensor)
- Presence detection (one or more sensors) and daylight harvesting light control (one sensor)
- Hysteresis light control (one sensor)
- Presence detection (one or more sensors) and Hysteresis light control (one sensor)

The multi sensor is standard configured for presence detection.

### Usage

After commissioning with the iPad the multi sensor will return to normal mode and operates autonomous in the Mymesh network.

## Compliance



This product complies with the European directives and relevant standards for low voltage, EMC, RED, REACH and RoHS. The multi sensor contains a 2.4 Ghz radio. The applied frequency of the radio is within the band 2.401 – 2.483 GHz and the maximum transmit power is +4 dBm.

Hereby, Chess Wise declares that the radio equipment type multi sensor is in compliance with Directive 2014/53/EU. The full text of the EU declaration of conformity is available at [chess.nl](http://chess.nl).

## Repair

Do not open this product. In case of failure or empty battery the multi sensor must be replaced.



## Recycling

Do not dispose this product as household waste, but bring it to an appropriate collection point for recycling.