

Building Light Control

Motion Sensor High Bay



Product sheet

Switch or dim lighting fixtures based on motion

The Mymesh Motion sensor High Bay is a product from the Building Light Control product suite for wireless lighting control. The sensor is a wireless PIR motion detector with a life time battery and can easily be mounted on any ceiling or wall. The Motion Sensor High Bay enables you to control (switch/dim) a group of lighting fixtures equipped with the Building Light Controller based on motion.

All Building Light Control devices automatically form an ad-hoc wireless mesh network, that is called Mymesh. The Mymesh network is robust, self-organizing and self-healing. For reliable data communication, the Mymesh network uses the 2.4GHz ISM band. The sensor is fitted with an internal antenna providing enough reach for most indoor office and factory lighting applications.

Technical summary

The PIR motion detector senses the motion of persons within its detection area. The PIR sensor reacts to temperature differences between the ambient temperature and the moving person or object. With the Mymesh Commissioning App for iPad the properties for light control behavior can be set for a group of lighting fixtures.

Network features

- Wireless, stand-alone network that is self-organizing and self-healing
- 2.4GHz communication for reliable data transfer
- Secure by design
- Ultra-scalable to > 10.000 fixtures in one network
- Low operational cost

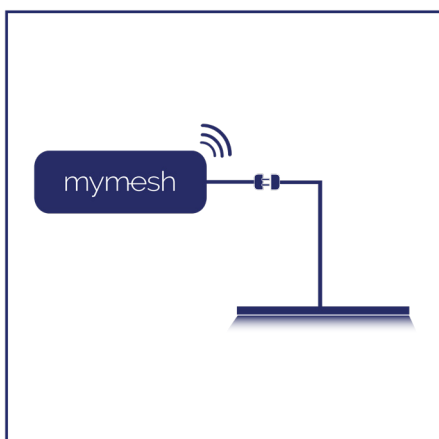
Features

- On-the-fly (re) commissioning with a Mymesh BLE Gateway and Mymesh app for iPad
- Connect to third party backoffice/ light management system
- Adjustable delay time for motion detection
- Optional mounting bracket of 45° for optimal mounting in every situation
- Specially designed for high ceiling and corridors.


Order information

- BLC.5005.001** BLC Motion Sensor HB
- BLC.5510.001** Mounting Bracket 45°

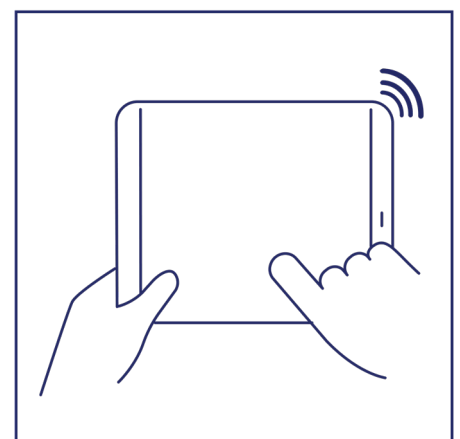
Smart lighting in 3 steps



1. Connect Mymesh to your lights



2. Add sensors and switches



3. Configure the network via the App.

Technical specifications

Environment

Operating temperature -20 °C to +45 °C
Relative humidity 25% to 90%

Protection degree

IP54

Certification

ETSI EN 300 440
ETSI EN 301 489-01/03
IEC EN 60950-1:2006
CE marking

Radio

2.4GHz ISM band (2.400 – 2.4835 GHz)

Mounting

Surface mounting, no wiring
Same format as traditional wall mount

Power supply

Non replaceable and rechargeable battery
Estimated battery life 10 years
under normal conditions 20-25°C

Notifications

Red LED for identification during commissioning

Motion detection

Type: Passive Infrared (PIR) with domed multilens
Range: horizontal 360°, vertical 69°

Housing

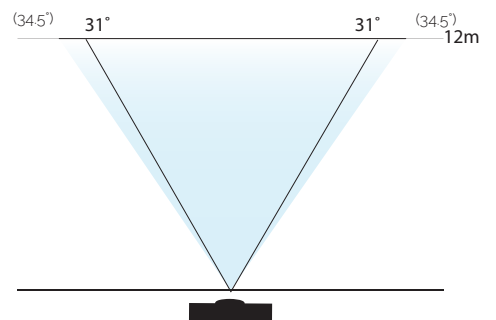
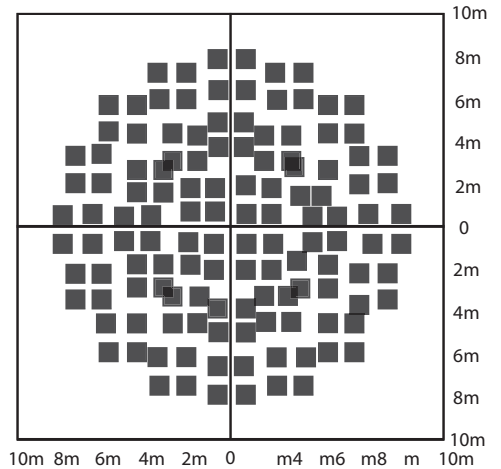
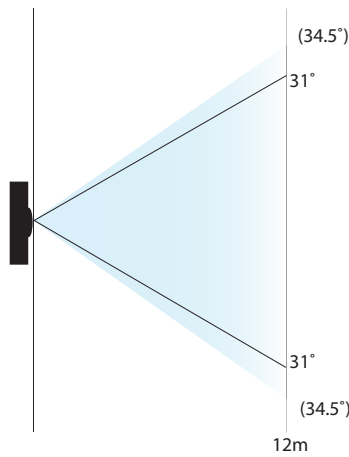
LxWxH: 80 x 80 x 20 mm
Material: Plastic
Weight: 85 gram
Color: White

Recommended installation height of 12 meters

Typical applications

- Warehouses
- Industrial buildings
- Entrance halls
- Retail shops

Detection area: X-Y Cross section at 12m



Specified detection distance (Note*1)	Up to 12 m - 14.5m
Typical ceiling installation height (Note*2)	12m
Field of view	69° x 69°
Detection zones	128
Note*1: ▲ T > 4°C Object speed: 1m/s Object size: 700x 250mm Crossing 2 detection zones	Note*2: The sensitivity of passive infrared sensors is influenced by the environmental conditions, so a performance evaluation is recommended

This product sheet is subject to change.
Vo.4.13

Contact information

http://chess.nl
info@chess.nl
Tel: +31 (0)23 51 49 149

Visiting address

Chess Wise BV
Richard Holkade 8A
2033 PZ HAARLEM
The Netherlands

Shipping address

Chess Wise BV
Oorkondelaan 65
2033 MN Haarlem
The Netherlands

Trade information

Chamber of commerce: KvK 59280719
IBAN: NL36RABO 0140 0676 98
Swift: RABONL2U
VAT: NL853402723B01